

WEEKLY ROUND-UP

Week of 30 Oct 2024

1. USDX Steady Near Resistance
2. USD/CHF Approaches Key Threshold
3. AUD/USD Testing Support Levels
4. NZD/USD Near Bounce Zone
5. Gold Eyes Higher Levels





WHAT'S HAPPENING THIS WEEK?

Week of 30 Oct 2024

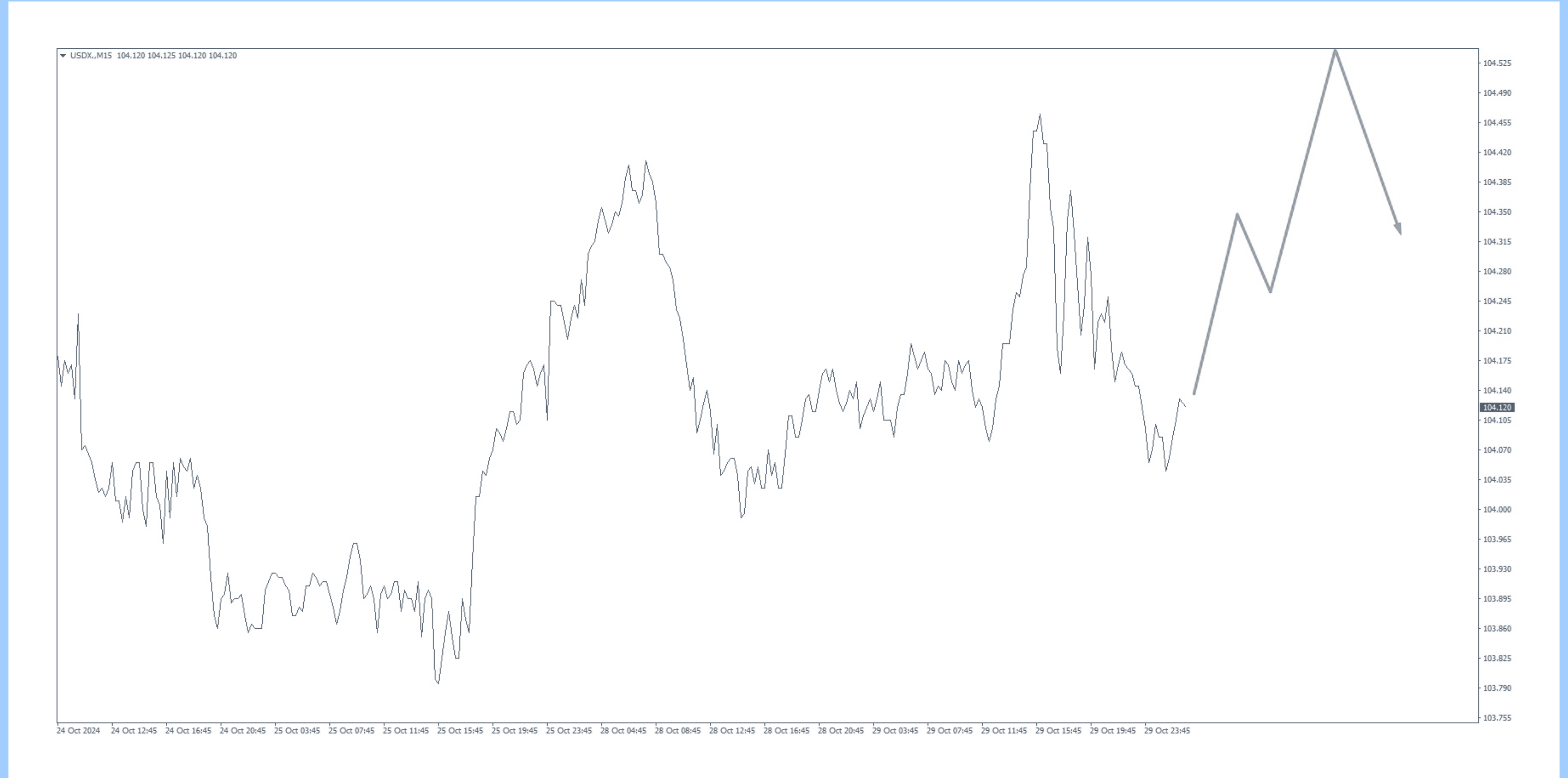
Date	Time	Currency	Events
29 Oct	14:00 GMT+0	USD	JOLTS Job Openings
30 Oct	0:30 GMT+0	AUD	CPI q/q, CPI y/y
30 Oct	13:00 GMT+0	EUR	German Prelim CPI m/m
31 Oct	1:30 GMT+0	CNY	Manufacturing PMI
31 Oct	3:00 GMT+0	JPY	BOJ Policy Rate
31 Oct	12:30 GMT+0	USD	Core PCE Price Index m/m
1 Nov	12:30 GMT+0	USD	Non-Farm Employment Change Unemployment Rate



USDx

TOPPING OUT?

USDx hit resistance at **104.65**, hinting at a potential top. If it climbs, watch for resistance signals around **104.80** or **105.40**.



*Industry views and information provided do not represent VT Markets' position and do not constitute any investment advice.

*Trading CFDs carries a high level of risk and may not be suitable for all investors.

Decision time 30 Oct 2024

Download VT Markets App

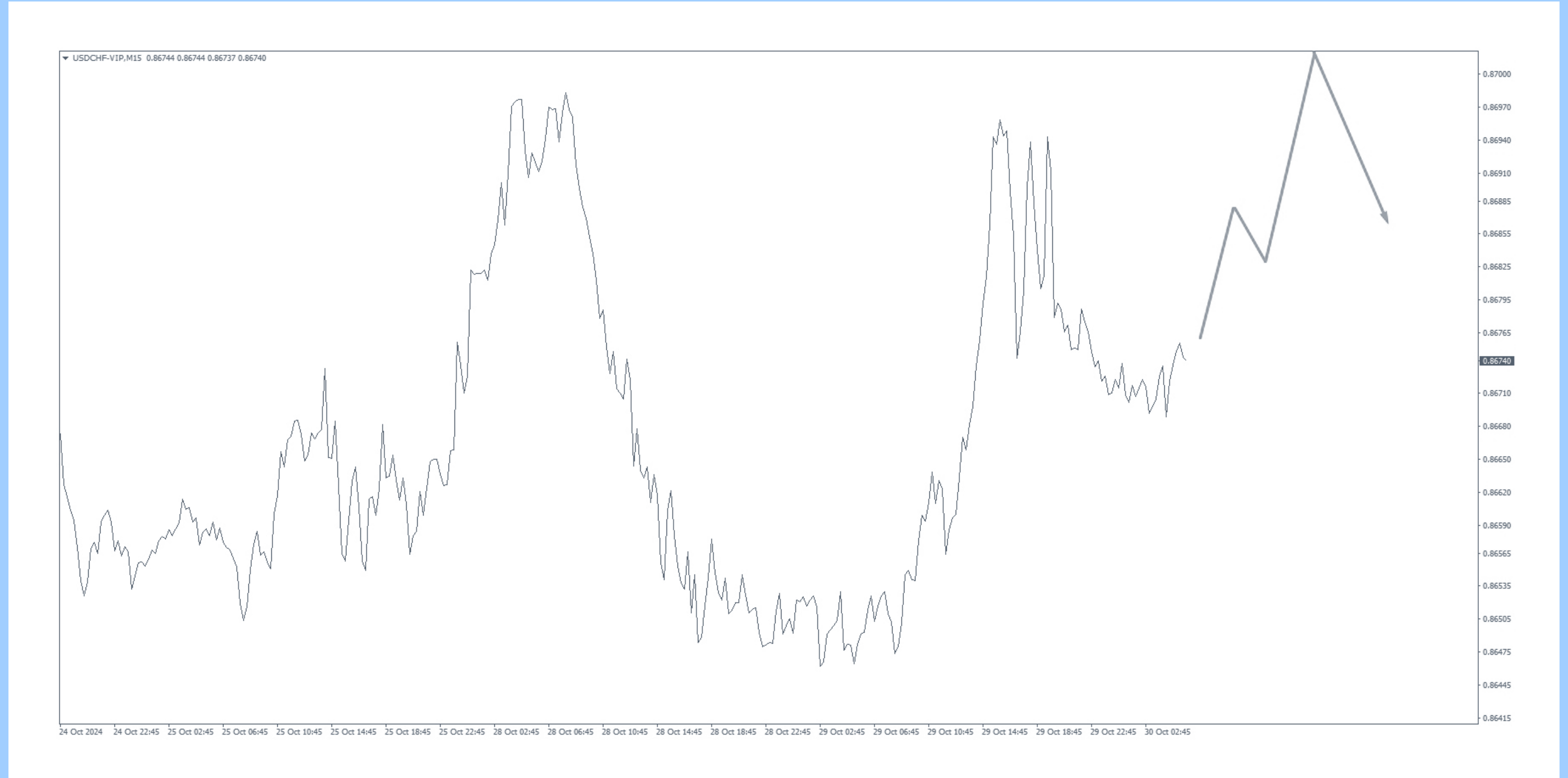




A FRANC ENCOUNTER

USDCHF climbs higher, nearing resistance at **0.8710**. Keep an eye out for bearish signals at this key level.

USDCHF



**Industry views and information provided do not represent VT Markets' position and do not constitute any investment advice.*

**Trading CFDs carries a high level of risk and may not be suitable for all investors.*

Decision time 30 Oct 2024

Download VT Markets App





AUDUSD

PRESSURE DOWN UNDER

AUDUSD bypasses **0.6590**. Next up, watch for bullish action around **0.6520** for a potential rebound.



**Industry views and information provided do not represent VT Markets' position and do not constitute any investment advice.*

**Trading CFDs carries a high level of risk and may not be suitable for all investors.*

Decision time 30 Oct 2024

Download VT Markets App





KIWI GROUNDED

NZDUSD hits the **0.5960** mark; if it dips further, watch for bullish cues around **0.5900** for a potential bounce.

NZDUSD



**Industry views and information provided do not represent VT Markets' position and do not constitute any investment advice.*

**Trading CFDs carries a high level of risk and may not be suitable for all investors.*

Decision time 30 Oct 2024

Download VT Markets App

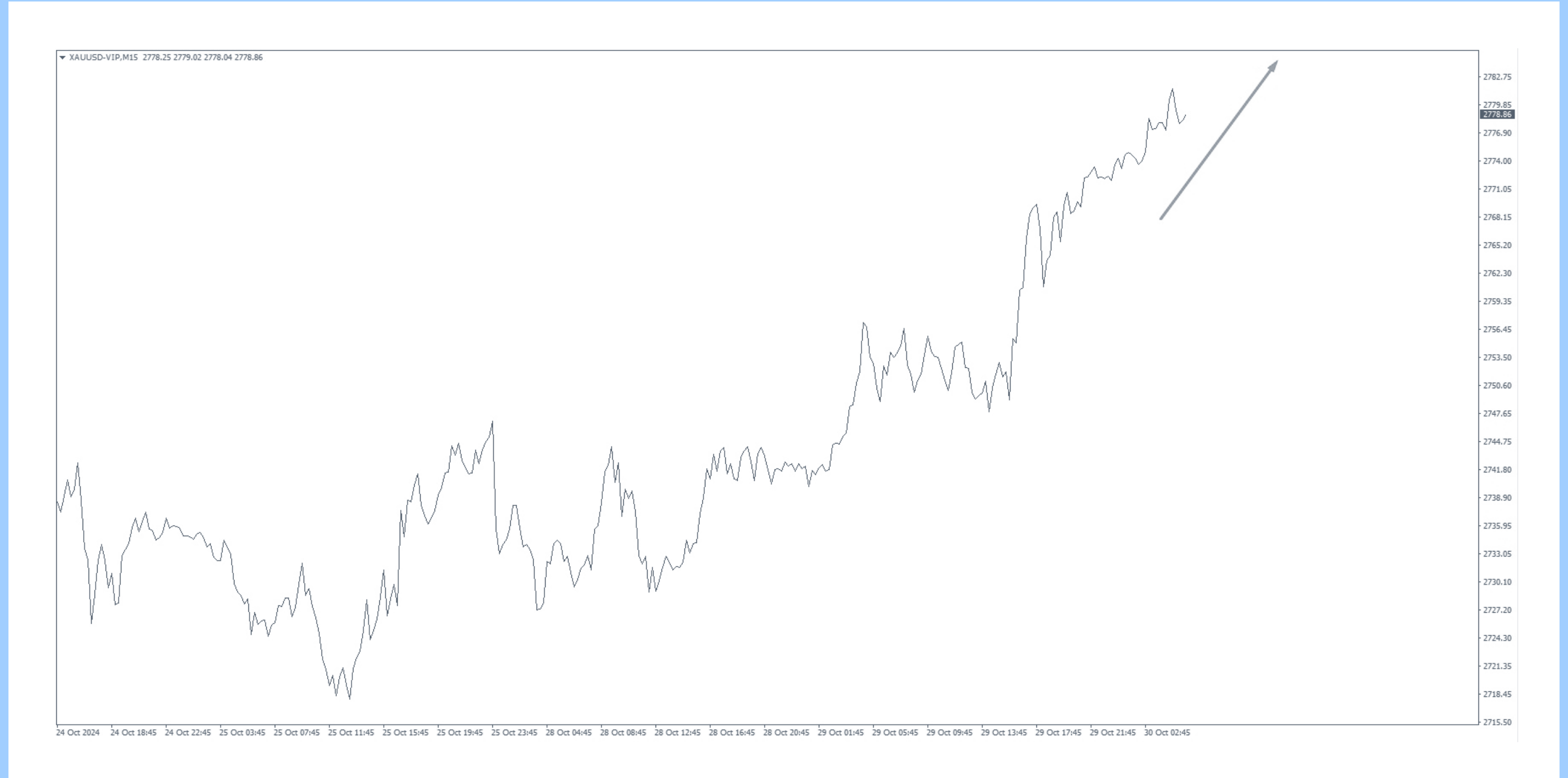




XAUUSD

GOLDEN SUMMIT

Gold hits a fresh all-time high; keep an eye on price action around **2850** and **2910** for potential resistance.



*Industry views and information provided do not represent VT Markets' position and do not constitute any investment advice.

*Trading CFDs carries a high level of risk and may not be suitable for all investors.

Decision time 30 Oct 2024

Download VT Markets App



How to use the report

- Unless stated the specific area of trade, use the zone to find trades
- Zone here means when a certain asset prices comes to within the zone of trading, we would monitor the entry patterns. We will not enter if prices are not within our zones
 - Forex ± 20 points (example 1.0050 – trade will trigger when price is from 1.0030 to 1.0070. Example 127.65 – trade will trigger when price is from 127.45 to 127.85.
 - Gold, SP500 (anything in the thousands) ± 20 dollars (example 1720 – trade will trigger when price is from 1700 to 1740)
 - Bitcoin, Nasdaq (anything in the ten thousand) ± 200 points
 - Natural Gas, Silver, Oil (anything in the double and single digits) ± 0.10 points
 - We will notify the zones on certain special relationship like the Cryptocurrencies

**Industry views and information provided do not represent VT Markets' position and do not constitute any investment advice.*

Decision time 30 Oct 2024

Download VT Markets App



**Trading CFDs carries a high level of risk and may not be suitable for all investors.*

Follow us



@vtmarketsglobal



@vtmarkets



@vtmarketsglobal



@vtmarkets



@vtmarkets_official