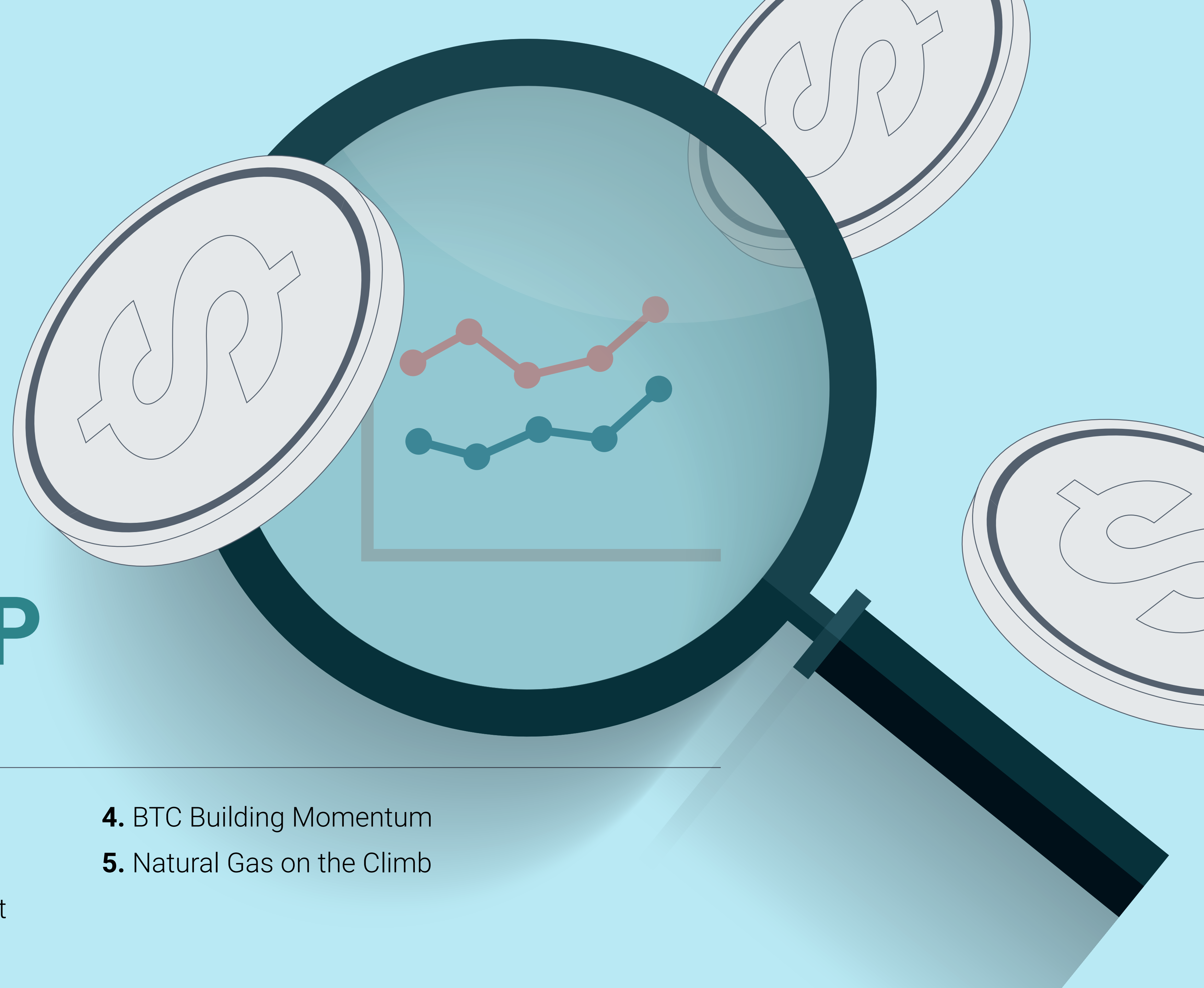




WEEKLY ROUND-UP

Week of 16 Oct 2024



- 1.** USDX Eyes Breakout
- 2.** GBP/USD at Crossroads
- 3.** Gold Holding Steady, Eyes on Breakout

- 4.** BTC Building Momentum
- 5.** Natural Gas on the Climb



WHAT'S HAPPENING THIS WEEK?

Week of 16 Oct 2024

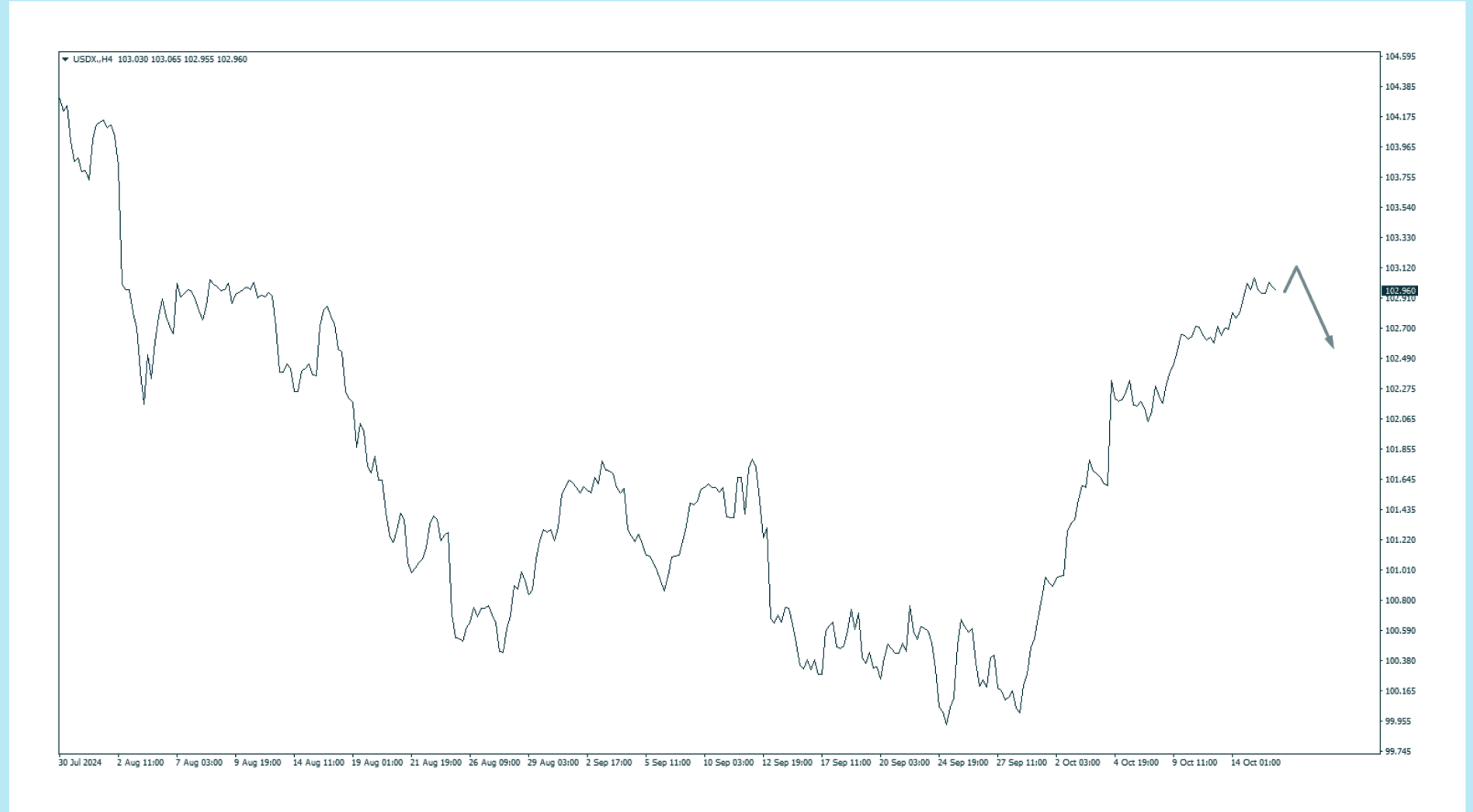
Date	Time	Currency	Events
15 Oct	12:30 GMT+0	CAD	CPI m/m
15 Oct	21:45 GMT+0	NZD	CPI q/q
17 Oct	0:30 GMT+0	AUD	Unemployment Rate
17 Oct	12:15 GMT+0	EUR	Main Refinancing Rate
17 Oct	12:30 GMT+0	USD	Retail Sales m/m
18 Oct	6:00 GMT+0	GBP	Retail Sales m/m



USD, H4

DANCING ON THIN ICE

The USDX traded above the **103.05** mark. If prices advance past **103.335**, further consolidation is likely. However, if the index moves lower, traders should watch for potential bullish support around **101.70**.



*Industry views and information provided do not represent VT Markets' position and do not constitute any investment advice.

*Trading forex carries significant risk; past performance is not indicative of future results.

Decision time 16 Oct 2024

Download VT Markets App

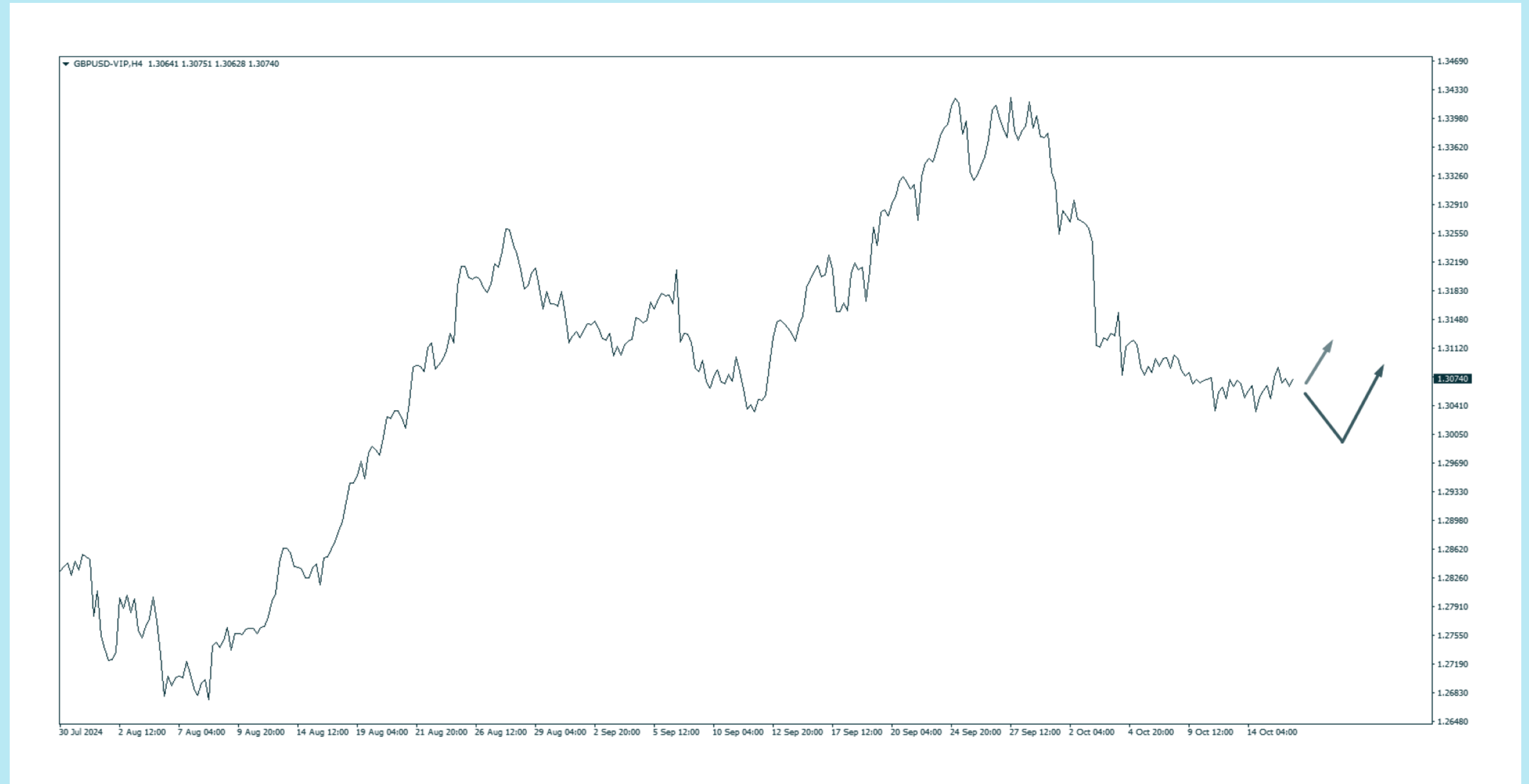




GBPUSD, H4

POUND FOR POUND

GBP/USD remains near Monday's opening level. A move below **1.30014** could trigger a test of support at **1.2960** or **1.2900**, while upward momentum may target **1.3270**.



*Industry views and information provided do not represent VT Markets' position and do not constitute any investment advice.

*Trading forex carries significant risk; past performance is not indicative of future results.

Decision time 16 Oct 2024

Download VT Markets App

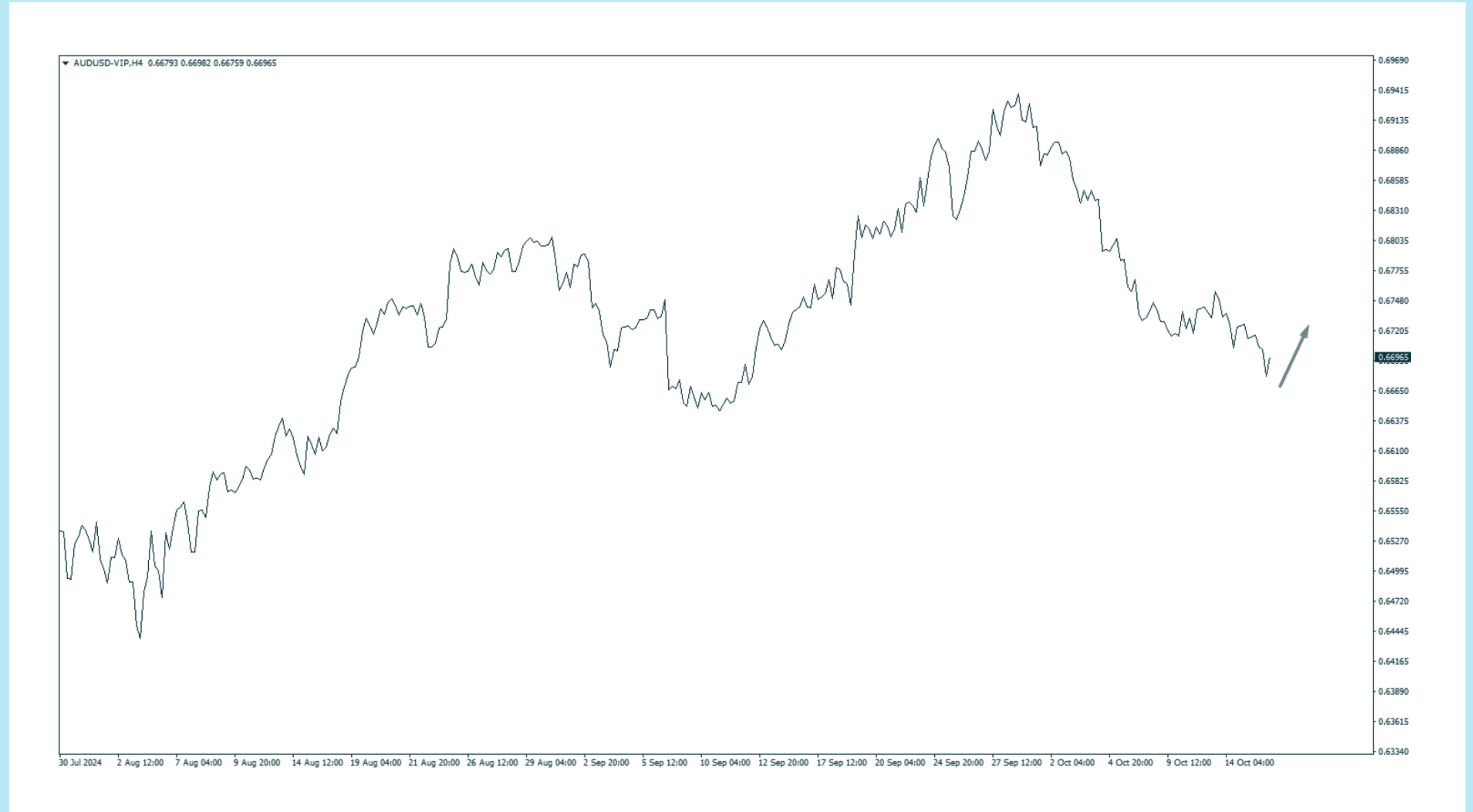




AUDUSD, H4

AUSSIE ON THE BOUNCE

AUD/USD could not hold at the **0.6710** area and is now testing support at **0.6680**. Traders should look for bullish price action at this level. If it breaks lower, the next support is around **0.6640**, offering potential setups for bullish reversals.



*Industry views and information provided do not represent VT Markets' position and do not constitute any investment advice.

*Trading forex carries significant risk; past performance is not indicative of future results.

Decision time 16 Oct 2024

Download VT Markets App

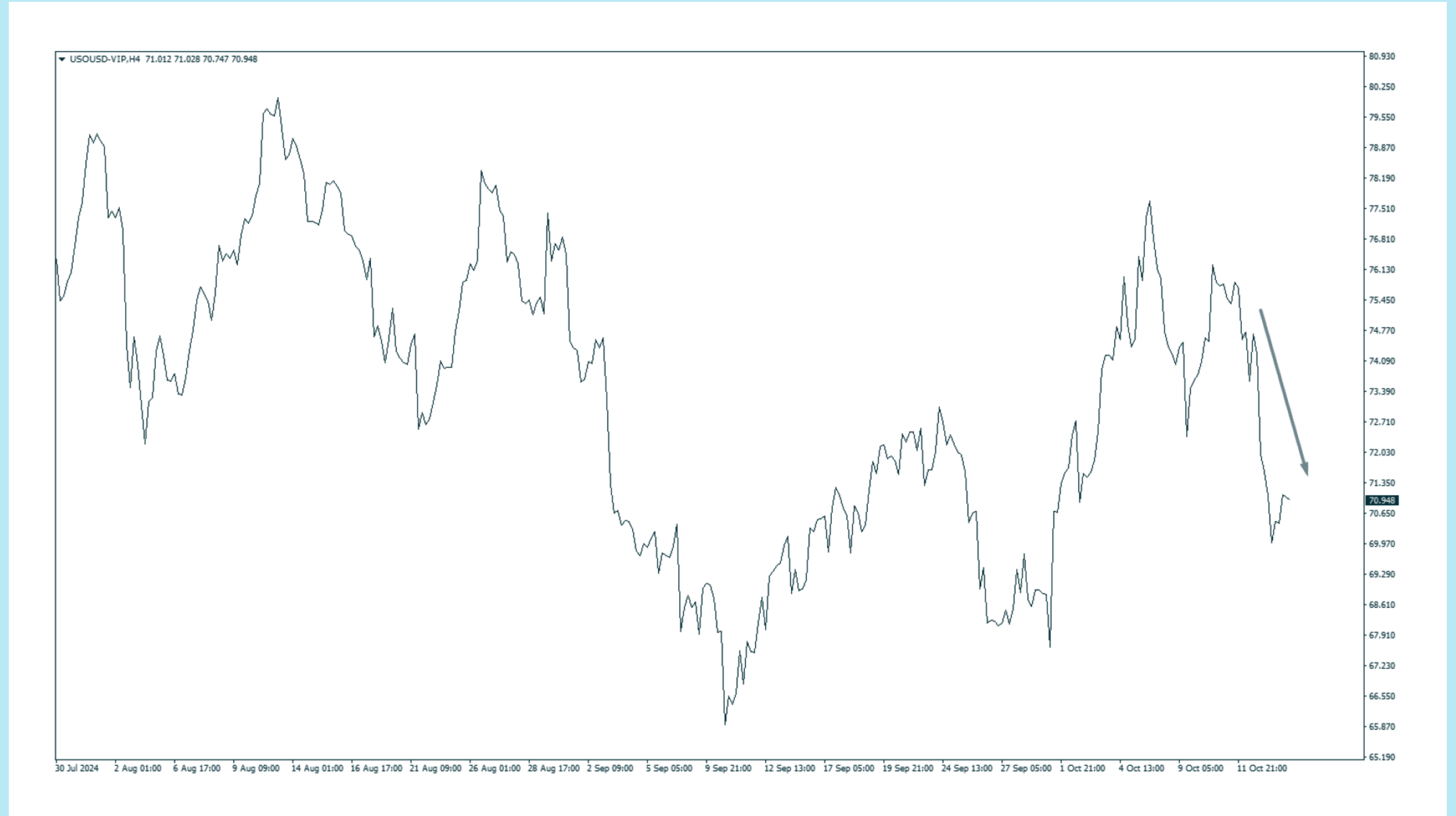




USOUSD, H4

KEEP CALM AND CRUDE ON

Oil prices have been extremely volatile due to geopolitical tensions. With Israel assuring the U.S. that it would not target Iran's oil facilities, prices retreated. The next key level to watch is around **\$68.80** for potential price action.



*Industry views and information provided do not represent VT Markets' position and do not constitute any investment advice.

*Trading forex carries significant risk; past performance is not indicative of future results.

Decision time 16 Oct 2024

Download VT Markets App

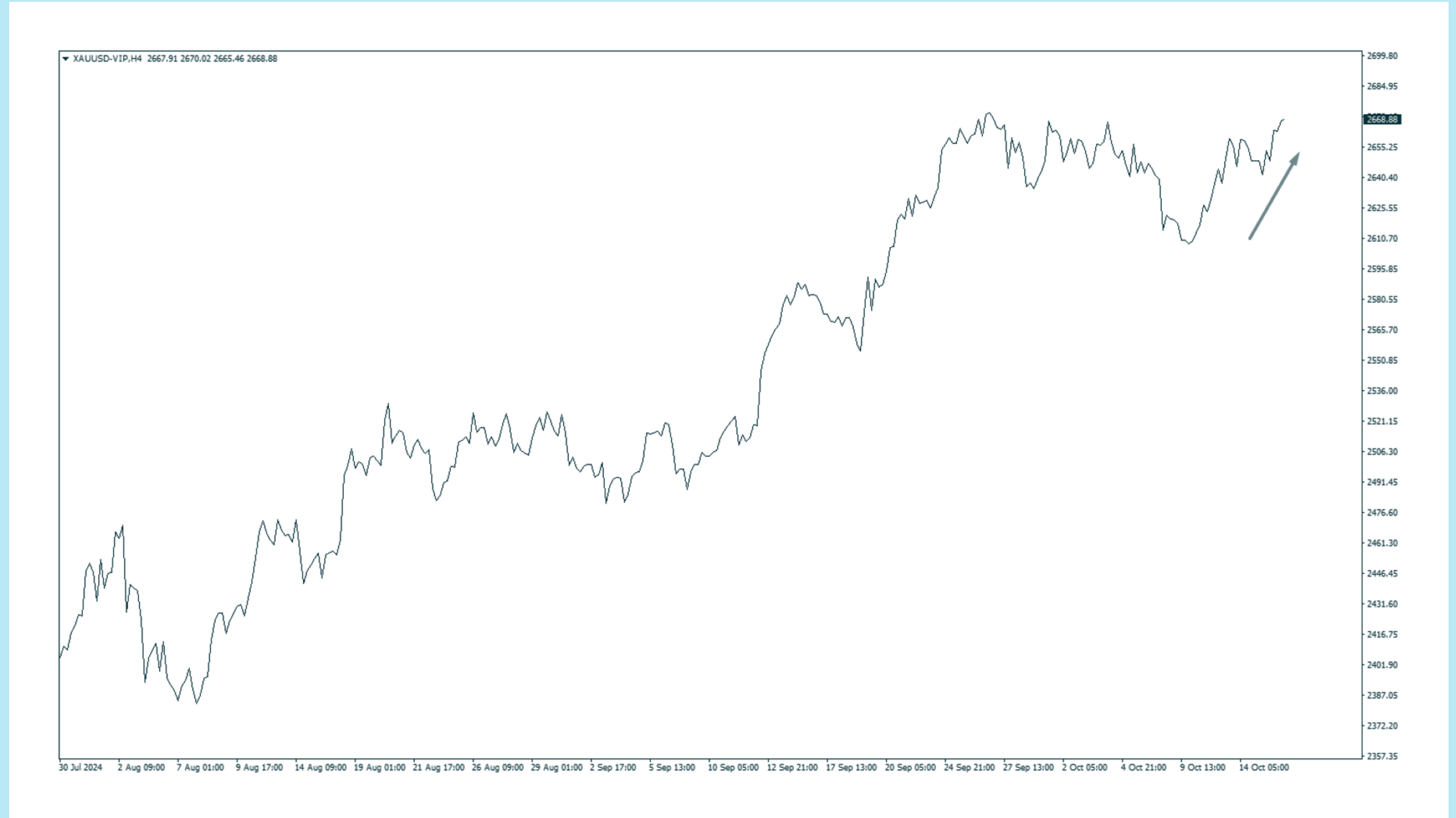




XAUUSD, H4

GOLD ON A WAITING GAME

Gold remains near Monday's opening levels, trading just under **2760**. With geopolitical tensions and dollar movements influencing the metal, traders should monitor resistance at **2760** for potential bullish breakout opportunities.



*Industry views and information provided do not represent VT Markets' position and do not constitute any investment advice.

*Trading forex carries significant risk; past performance is not indicative of future results.

Decision time 16 Oct 2024

Download VT Markets App

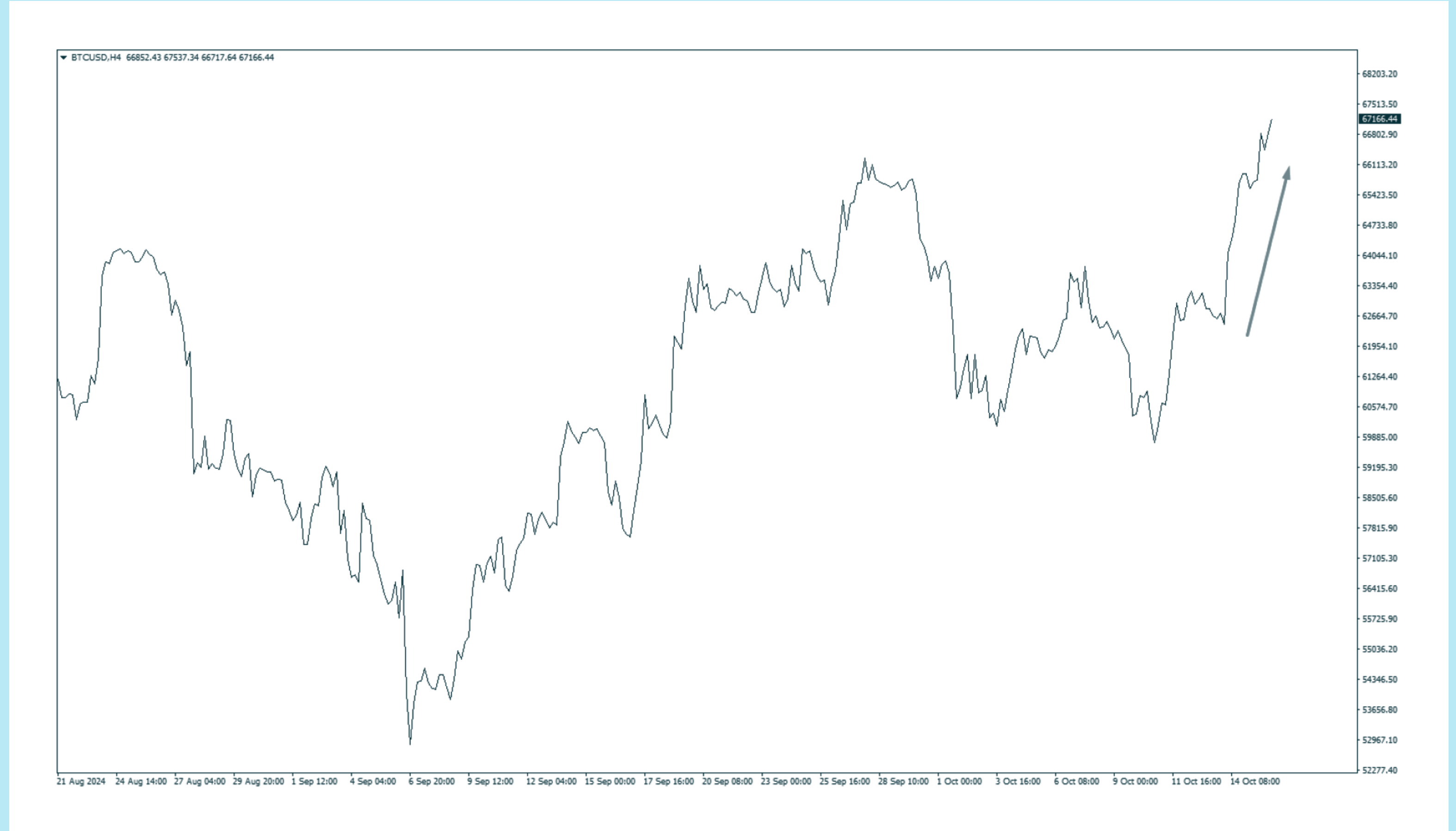




BTCUSD, H4

BITCOIN TO THE MOON

Bitcoin broke past the **64,427** swing high with strong bullish momentum. The next critical level is **70,068**, and if BTC can test this, there is potential for a new all-time high. Watch for further impulsive moves in the days ahead.



*Industry views and information provided do not represent VT Markets' position and do not constitute any investment advice.

*Trading forex carries significant risk; past performance is not indicative of future results.

Decision time 16 Oct 2024

Download VT Markets App





ETHUSD, H4

BEYOND THE ETHEREUM

Ethereum is trading above the **2,620** level. If price consolidates here, traders should watch for a potential breakout past the **2,725** swing high. Price action at this level will offer clues for further upward moves.



*Industry views and information provided do not represent VT Markets' position and do not constitute any investment advice.

*Trading forex carries significant risk; past performance is not indicative of future results.

Decision time 16 Oct 2024

Download VT Markets App

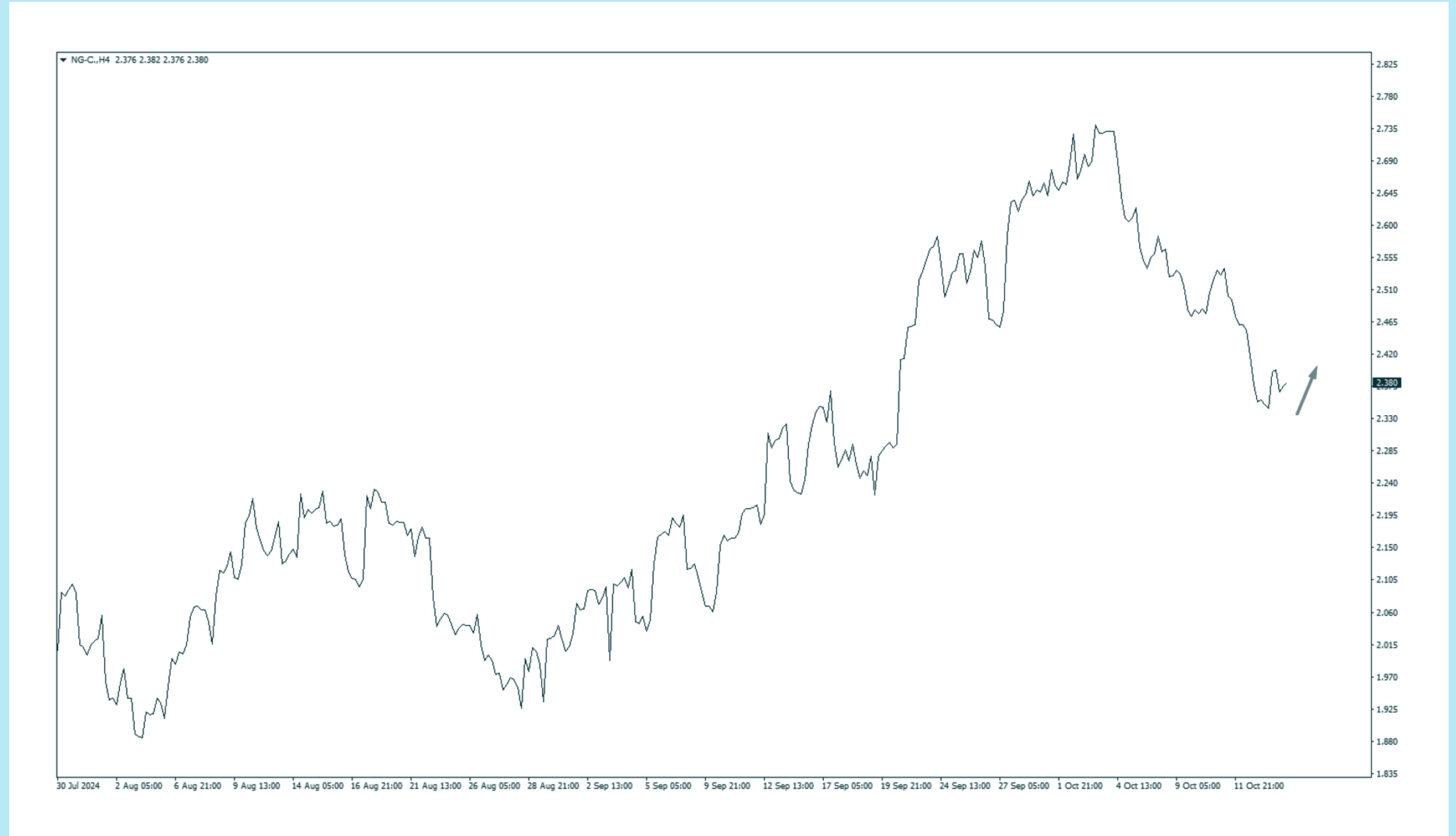




NG-C, H4

POSITIVELY BUOYANT

Natural gas is trading up from the **2.28** support area and could test **2.45** next. If prices retrace, the **2.28** level will serve as a key support to watch for potential bullish price action on a retest.



*Industry views and information provided do not represent VT Markets' position and do not constitute any investment advice.

*Trading forex carries significant risk; past performance is not indicative of future results.

Decision time 16 Oct 2024

Download VT Markets App

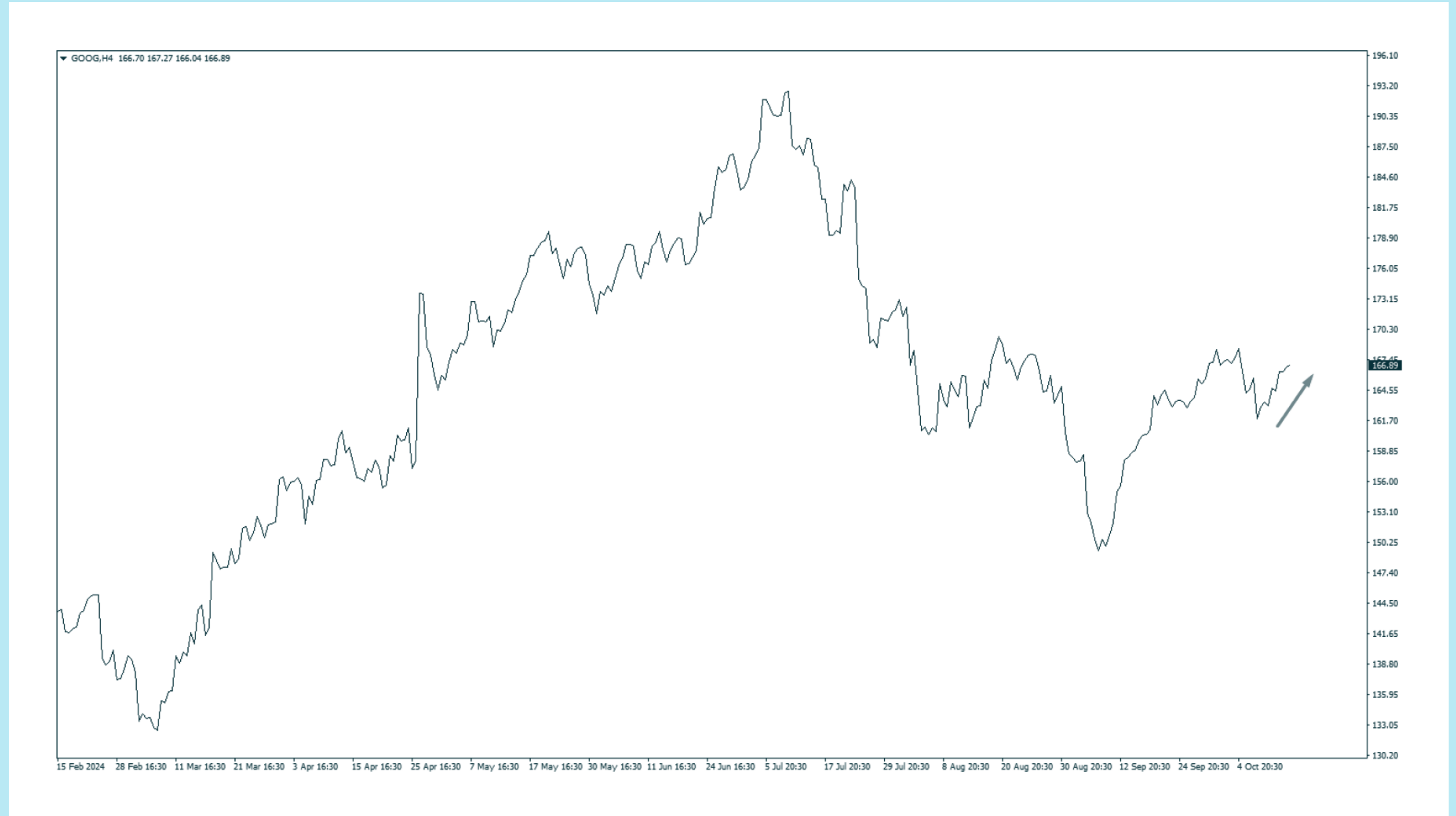




GOOG, H4

TOP PAGER

Google is trading higher from support at **158.50** and approaching resistance at **170.38**. Traders should watch for a breakout above **170.38**, which would confirm further bullish momentum.



*Industry views and information provided do not represent VT Markets' position and do not constitute any investment advice.

*Trading forex carries significant risk; past performance is not indicative of future results.

Decision time 16 Oct 2024

Download VT Markets App



How to use the report

- Unless stated the specific area of trade, use the zone to find trades
- Zone here means when a certain asset prices comes to within the zone of trading, we would monitor the entry patterns. We will not enter if prices are not within our zones
 - Forex ± 20 points (example 1.0050 – trade will trigger when price is from 1.0030 to 1.0070. Example 127.65 – trade will trigger when price is from 127.45 to 127.85.
 - Gold, SP500 (anything in the thousands) ± 20 dollars (example 1720 – trade will trigger when price is from 1700 to 1740)
 - Bitcoin, Nasdaq (anything in the ten thousand) ± 200 points
 - Natural Gas, Silver, Oil (anything in the double and single digits) ± 0.10 points
 - We will notify the zones on certain special relationship like the Cryptocurrencies

**Industry views and information provided do not represent VT Markets' position and do not constitute any investment advice.*

Decision time 16 Oct 2024

Download VT Markets App



**Trading forex carries significant risk; past performance is not indicative of future results.*

Follow us



@vtmarketsglobal



@vtmarkets



@vtmarketsglobal



@vtmarkets



@vtmarkets_official